

## **2006 Connecticut Community Readiness Assessment for Substance Use Prevention: State of Connecticut Data**

Strategic Prevention Framework  
University of Connecticut Health Center  
June 13, 2006



## **Objectives of the Connecticut Community Readiness Assessment**



- Assess community readiness for substance abuse prevention:
  - Awareness – knowledge and perception of the problem
  - Interest – community buy-in and support for prevention
  - Ability to address – availability and effectiveness of resources
  - Willingness/motivation – perceived barriers and assets
- Assess perceived substance use problems at the community level
- Identify needs for training and technical assistance
- Develop a tool and methodology that DMHAS can use for ongoing needs assessment purposes
- Provide data to evaluate the impact of the SPF-SIG initiative at the state, regional and community levels
- Inform future substance abuse prevention initiatives

## Connecticut Community Readiness Assessment Approach



- Instrument developed through consensus process by DMHAS, UCHC and SSAC Readiness/Capacity Subcommittee (9/05-12/05)
- Pilot test and refinement of instrument (12/05-1/06)
- RAC Directors identified 3-5 key informants per town/municipality to participate in the survey (12/05-1/06)
- CT Clearinghouse conducted two mailings of survey (2/06 and 4/06)
- RAC Directors followed up with personal contacts to encourage non-respondents to participate (4/06-5/06)
- Data cleaning and scanning done by CT Clearinghouse (2/06-5/06)
- Data analysis and preparation of data for dissemination by UCHC (4/06-6/06)
- Dissemination of State and RAC-specific data to RACs to support the SPF-SIG planning process (5/06-6/06)

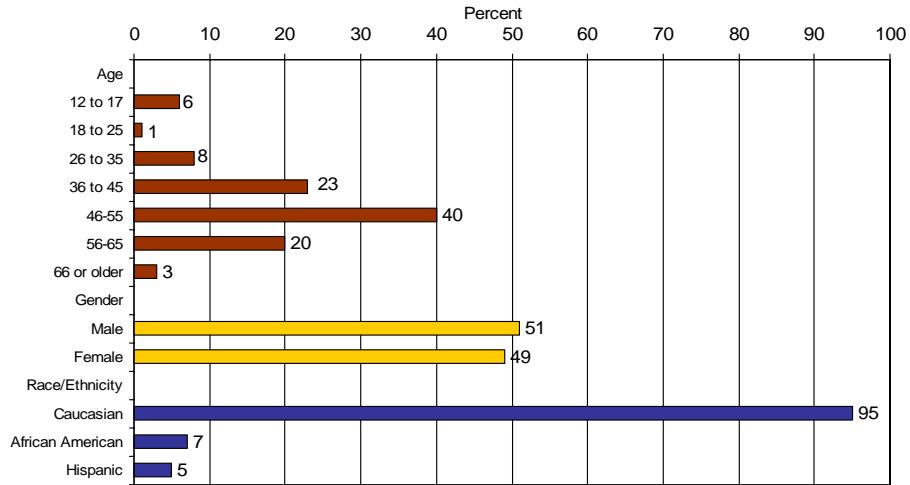
### State and Sub-Region Numbers and Response Rates for the 2006 Connecticut Community Readiness Survey

Geographic Region	Target Number of Key Informants	Number of Respondents	Response Rate
State	639	433	68%
Sub-Region 1-A	11	9*	82%
Sub-Region 1-B	22	19*	86%
Sub-Region 1-C	32	22	69%
Sub-Region 2-A	6	5*	83%
Sub-Region 2-B	42	28	67%
Sub-Region 2-C	24	16*	67%
Sub-Region 2-D	65	47	72%
Sub-Region 3-A	81	52	64%
Sub-Region 3-B	65	43	66%
Sub-Region 4-A	53	41	77%
Sub-Region 4-B	63	39	62%
Sub-Region 4-C and 5-C	52	32	62%
Sub-Region 5-A	74	50	68%
Sub-Region 5-B	49	30	61%

\*When the number of respondents within a sub-region falls below 20, the estimates may be unreliable and you should exercise caution in interpreting the results.

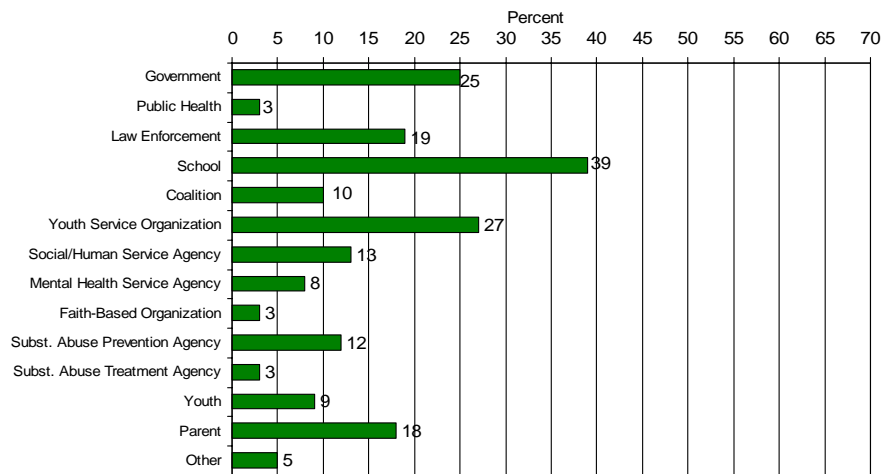
[Questions 1-3]

### Key Informant Demographic Characteristics: Connecticut, 2006



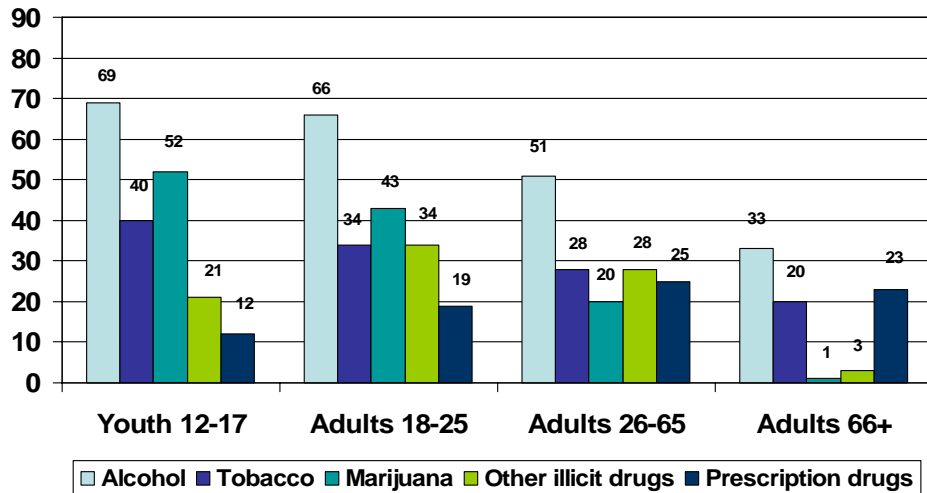
[Question 4]

### Key Informant Stakeholder Affiliation: Connecticut, 2006



[Questions 7-10]

**Perceived Community Attitude that a Substance is a “Significant Problem” in Different Age Groups in the Community: Connecticut, 2006**

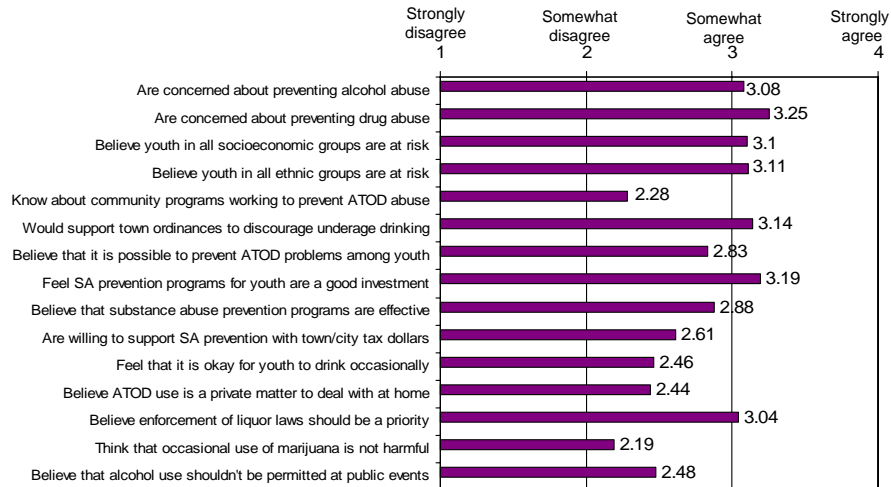


**Ranking of Top Three Substances Identified as a “Significant Problem” for Different Age Groups**

Age Group	Ranked 1 <sup>st</sup>	Ranked 2 <sup>nd</sup>	Ranked 3 <sup>rd</sup>
Youth ages 12 to 17	Alcohol	Marijuana	Tobacco
Young adults 18 to 25	Alcohol	Marijuana	Tobacco/ Other Illicit Drugs
Adults 26 to 65	Alcohol	Tobacco/ Other Illicit Drugs	Prescription Drug Misuse
Adults 66 and older	Alcohol	Prescription Drug Misuse	Tobacco

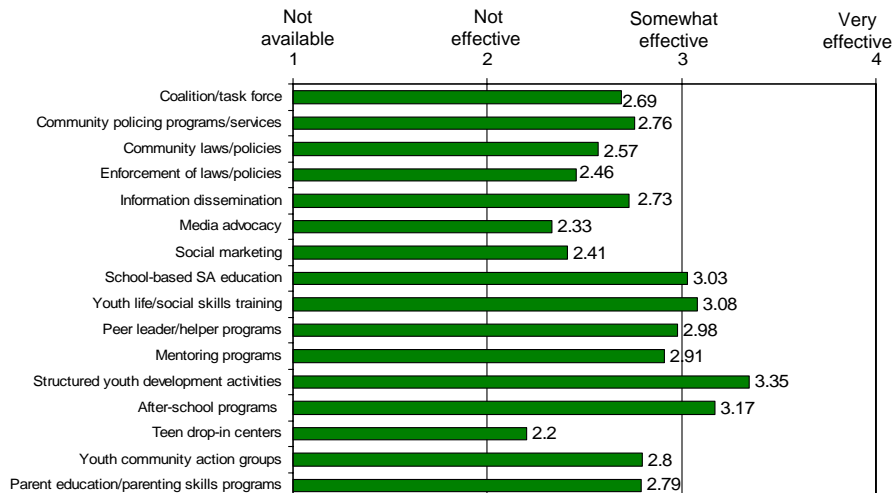
[Question 12]

**Community Attitudes toward Substance Abuse Prevention: Connecticut, 2006**  
**Key Informant Agreement that "Most" Community Residents:**



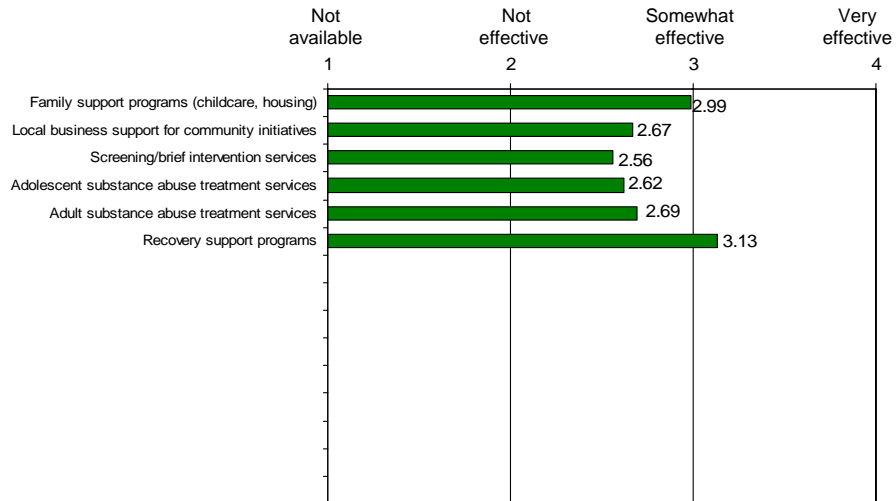
[Question 13]

**Key Informant Ratings of Substance Abuse Prevention Strategies in the Community: Connecticut, 2006**



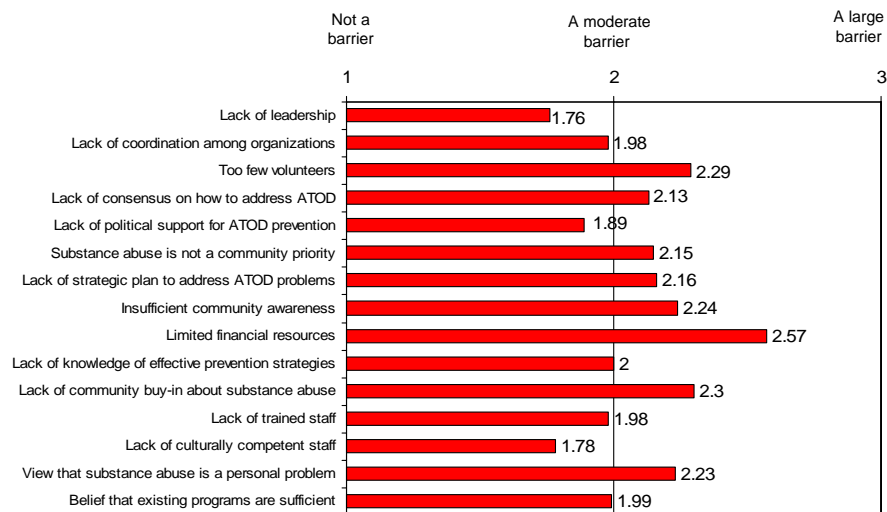
[Question 13 (cont'd)]

### Key Informant Ratings of Substance Abuse Prevention Strategies in the Community: Connecticut, 2006



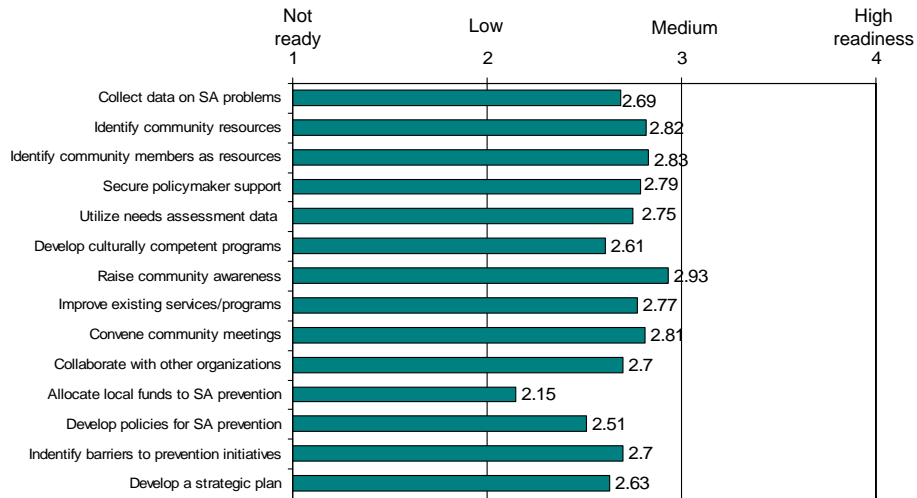
[Question 15]

### Perceived Barriers to Substance Abuse Prevention Activities in the Community: Connecticut, 2006



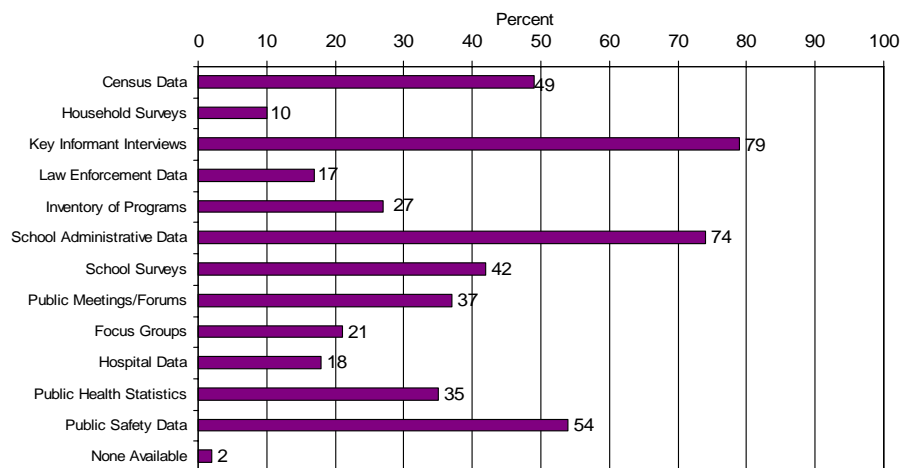
[Question 16]

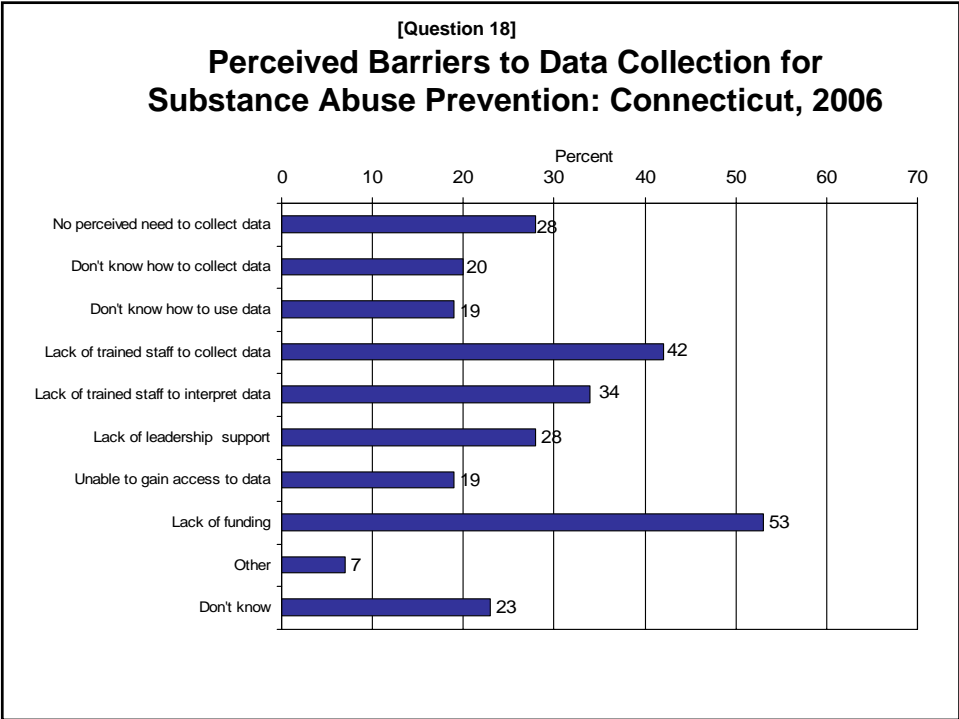
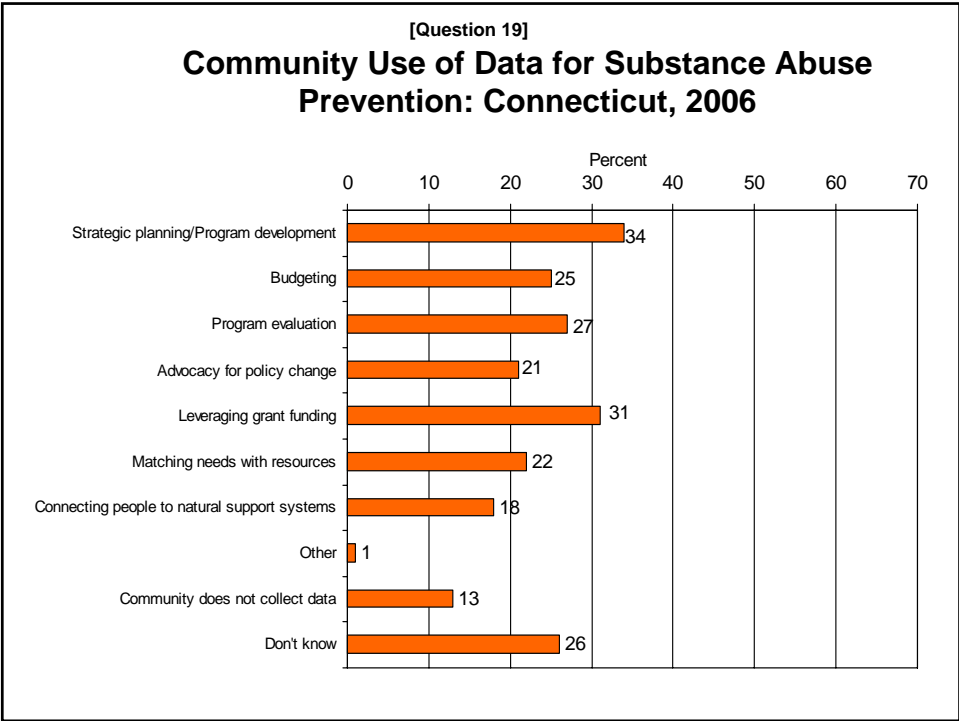
### Key Informant Ratings of Community Readiness for Substance Abuse Prevention Planning Activities: Connecticut, 2006



[Question 17]

### Types of Substance Abuse Prevention Data Available to the Community: Connecticut, 2006





## Key Informant Ratings of the Community Stage of Readiness for Substance Abuse Prevention: Connecticut, 2006

Community Stage of Readiness for Substance Abuse Prevention: Statewide	Percent (n=403)
1 – Tolerates or encourages substance abuse	2%
2 – Has little or no recognition of substance abuse problems	13%
3 – Believes a substance abuse problem exists, but awareness is only linked to one or two incidents involving substance abuse	19%
4 – Recognizes a substance abuse problem and leaders on the issue are identifiable, but little planning has been done to address problems and risk factors	27%
5 – Is planning for substance abuse prevention is focused on practical details, including seeking funds for prevention	19%
6 – Has enough information to justify a substance abuse prevention program and has great enthusiasm for the initiative	5%
7 – Has created policies and/or more than one substance abuse prevention program is running with financial support and trained staff	9%
8 – Views standard substance abuse programs as valuable, new programs are being developed for at-risk populations, and there is ongoing evaluation	4%
9 – Has detailed and sophisticated knowledge of prevalence, risk factors and program effectiveness, and programming is tailored by trained staff to address community risk factors	2%
<b>Mean <u>State</u> Stage of Readiness</b>	<b>4.33 (sd=1.79)</b>